

# **Applewood Nursery** & LANDSCAPE SUPPLY *"Your One-Stop Landscape Shop"*





## **Rock 'N Grow® Tiramisu Stonecrop** *Sedum 'Tiramisu'*

Height: 20 inches

Spread: 32 inches

Spacing: 30 inches

Sunlight:  

Hardiness Zone: 3

Other Names: Autumn Stonecrop, Showy Stonecrop

Group/Class: Rock 'N Grow Collection

### **Description:**


This exceptional variety features rich bronze foliage, topped by coral pink buds that open into soft cream flowers; blooms cover the dome shaped plant in late summer to early fall; very showy in a mass planting, prefers poor soils and dry conditions

### **Ornamental Features**

Rock 'N Grow Tiramisu Stonecrop has masses of beautiful clusters of shell pink star-shaped flowers with red overtones at the ends of the stems from late summer to early fall, which emerge from distinctive pink flower buds, and which are most effective when planted in groupings. The flowers are excellent for cutting. Its attractive succulent round leaves emerge bluish-green in spring, turning grayish green in color with showy coppery-bronze variegation and tinges of silver throughout the season. The dark red stems are very colorful and add to the overall interest of the plant.

### **Landscape Attributes**

Rock 'N Grow Tiramisu Stonecrop is a dense herbaceous perennial with a mounded form. Its relatively coarse texture can be used to stand it apart from other garden plants with finer foliage.



*Rock 'N Grow Tiramisu Stonecrop  
flowers  
Photo courtesy of NetPS Plant Finder*



*Rock 'N Grow Tiramisu Stonecrop in bloom  
Photo courtesy of NetPS Plant Finder*



This is a relatively low maintenance plant, and is best cleaned up in early spring before it resumes active growth for the season. It is a good choice for attracting butterflies to your yard, but is not particularly attractive to deer who tend to leave it alone in favor of tastier treats. It has no significant negative characteristics.

Rock 'N Grow Tiramisu Stonecrop is recommended for the following landscape applications;

- Mass Planting
- Rock/Alpine Gardens
- Border Edging
- General Garden Use
- Container Planting

### **Planting & Growing**

Rock 'N Grow Tiramisu Stonecrop will grow to be about 18 inches tall at maturity, with a spread of 32 inches. When grown in masses or used as a bedding plant, individual plants should be spaced approximately 30 inches apart. It grows at a fast rate, and under ideal conditions can be expected to live for approximately 15 years. As an herbaceous perennial, this plant will usually die back to the crown each winter, and will regrow from the base each spring. Be careful not to disturb the crown in late winter when it may not be readily seen!

This plant does best in full sun to partial shade. It is very adaptable to both dry and moist growing conditions, but will not tolerate any standing water. It is considered to be drought-tolerant, and thus makes an ideal choice for a low-water garden or xeriscape application. It is not particular as to soil pH, but grows best in poor soils, and is able to handle environmental salt. It is highly tolerant of urban pollution and will even thrive in inner city environments. This particular variety is an interspecific hybrid. It can be propagated by division; however, as a cultivated variety, be aware that it may be subject to certain restrictions or prohibitions on propagation.

Rock 'N Grow Tiramisu Stonecrop is a fine choice for the garden, but it is also a good selection for planting in outdoor pots and containers. It can be used either as 'filler' or as a 'thriller' in the 'spiller-thriller-filler' container combination, depending on the height and form of the other plants used in the container planting. Note that when growing plants in outdoor containers and baskets, they may require more frequent waterings than they would in the yard or garden. Be aware that in our climate, most plants cannot be expected to survive the winter if left in containers outdoors, and this plant is no exception. Contact our experts for more information on how to protect it over the winter months.